

For the quarter ended 31 March 2020

NZ Funds KiwiSaver Scheme Inflation Strategy

This fund update was first made publicly available on 1 May 2020

What is the purpose of this update?

This document tells you how the Inflation Strategy has performed and what fees were charged. The document will help you to compare the fund with other funds. New Zealand Funds Management Limited prepared this update in accordance with the Financial Markets Conduct Act 2013. This information is not audited and may be updated.

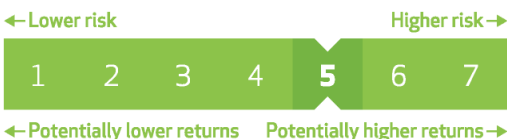
Description of this fund

The objective of the Inflation Strategy is to mitigate the impact of inflation on your investment over the medium and/or long term. The fund is anticipated to hold mainly Australasian and international bonds, and Australasian and international shares.

Total value of the fund	\$50,237,471
Number of investors in the fund	8,768
The date the fund started	1 November 2010

What are the risks of investing?

Risk indicator for the Inflation Strategy:



The risk indicator is rated from 1 (low) to 7 (high). The rating reflects how much the value of the fund's assets goes up and down. A higher risk generally means higher potential returns over time, but more ups and downs along the way.

To help you clarify your own attitude to risk, you can seek financial advice or work out your risk profile at www.nzfunds.co.nz/AdviceSolutions/RiskProfile/

Note that even the lowest category does not mean a risk-free investment, and there are other risks that are not captured by this rating.

The risk indicator is not a guarantee of a fund's future performance. The risk indicator is based on the returns data for the five years to 31 March 2020. While risk indicators are usually relatively stable, they do shift from time to time. The risk indicator will continue to be updated in future fund updates.

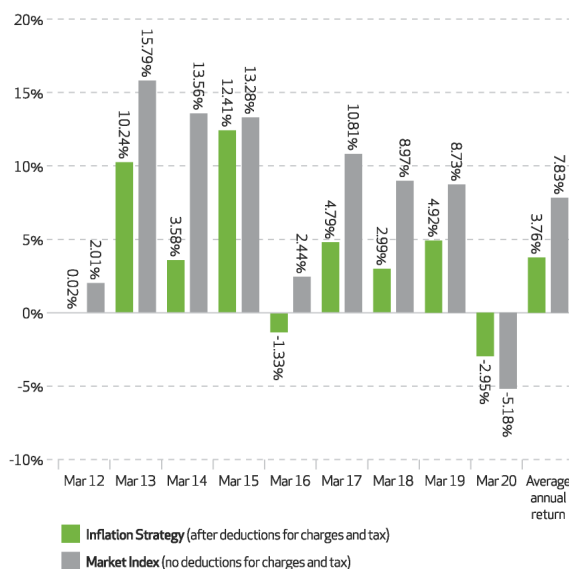
See the Product Disclosure Statement (PDS) for more information about the risks associated with investing in this fund.

How has the fund performed?

	Average over past 5 years	Past year
Annual return (after deductions for charges and tax)	1.63%	-2.95%
Annual return (after deductions for charges but before tax)	1.44%	-3.94%
Market index annual return (reflects no deduction for charges and tax)	4.98%	-5.18%

The market index annual return is based on a composite index calculated using the market indices and weightings set out in the Statement of Investment Policy and Objectives (SIPO). Additional information about the market index is available on the offer register at www.companiesoffice.govt.nz/disclose.

Annual return graph¹



This shows the return after fund charges and tax for each year ending 31 March since the fund started. The last bar shows the average annual return since the fund started, up to 31 March 2020.

Important: This does not tell you how the fund will perform in the future.

Returns in this update are after tax at the highest prescribed investor rate (PIR) of tax for an individual New Zealand resident. Your tax may be lower.

What fees are investors charged?

Investors in the Inflation Strategy are charged fund charges. In the year to 31 March 2020 these were:

	% of net asset value
--	----------------------

Total fund charges	1.82%
---------------------------	-------

Which are made up of:

Total management and administration charges	1.47%
--	-------

Including:

Manager's basic fee	1.05%
---------------------	-------

Other management and administration charges*	0.42% (estimate) ²
--	----------------------------------

Total performance-based fees	0.35%
-------------------------------------	-------

Other charges	\$ amount per investor
---------------	------------------------

Administration fee ³	\$36
---------------------------------	------

*Note: Included within 'Other management and administration charges' are performance-based fees charged by external managers of underlying funds that the fund invested into which totalled 0.10%. Performance-based fees are subject to market movements and manager performance and the amount of these fees for any given period may materially differ from those disclosed for the year to 31 March 2020.

See the PDS for more information about the basis on which performance-based fees are charged.

Investors are not currently charged individual action fees (for example, withdrawing from or switching funds). See the PDS for the NZ Funds KiwiSaver Scheme for more information about fees.

Small differences in fees and charges can have a big impact on your investment over the long term.

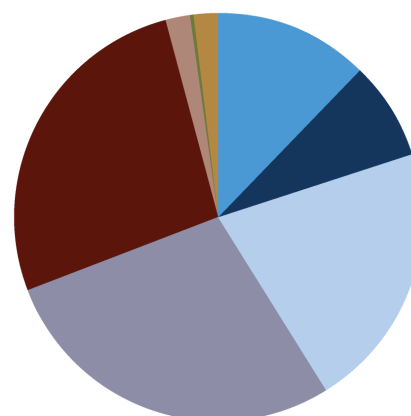
Example of how this applies to an investor

Liam had \$10,000 in the fund at the start of the year and did not make any further contributions. At the end of the year, Liam incurred a loss after fund charges were deducted of -\$295 (that's -2.95% of his initial \$10,000). Liam also paid \$36 in other charges. This gives Liam a total loss after tax of -\$331 for the year.

What does the fund invest in?

This shows the types of assets that the fund invests in.

Actual investment mix



Cash and cash equivalents	12.33%
New Zealand fixed interest	7.77%
International fixed interest	21.03%
Australasian equities	28.31%
International equities	26.66%
Listed property	1.78%
Commodities	0.19%
Other*	1.93%

Target investment mix⁴

Cash and cash equivalents	5%
New Zealand fixed interest	12%
International fixed interest	13%
Australasian equities	30%
International equities	35%
Listed property	5%
Unlisted property	0%
Commodities	0%
Other	0%

*'Other' comprises alternative securities (investment in total return and/or downside-orientated hedge funds)

What does the fund invest in? (continued)

Top 10 investments

	Name	Percentage of fund net assets	Type	Country	Credit Rating
1	Westpac bank bill 14/04/2020	14.47%	Cash and cash equivalents	New Zealand	A-1+
2	Citibank New Zealand NZD current account	11.19%	Cash and cash equivalents	United States of America	A-1
3	Goldman Sachs NZD margin account	9.81%	Cash and cash equivalents	United Kingdom	A-1
4	Citibank Hong Kong USD current account	7.70%	Cash and cash equivalents	United States of America	A-1
5	United States Government Bond 1.5% 15/02/2030	6.63%	International fixed interest	United States of America	AAA
6	Suvretta Offshore Fund	5.64%	International equities	Cayman Islands	
7	National Australia Bank Income Securities perpetual	5.04%	International fixed interest	Australia	BBB-
8	Westpac current account	4.08%	Cash and cash equivalents	New Zealand	A-1+
9	Goldmans Sachs OTC collateral NZD margin account	3.67%	Cash and cash equivalents	United Kingdom	A-1
10	New Zealand Government Bond 3% 20/04/2029	3.54%	New Zealand fixed interest	New Zealand	AAA

The top 10 investments make up 71.77% of the fund.⁵

NZ Funds actively manages the foreign currency exposure of the fund. Where the fund holds assets denominated in a foreign currency, NZ Funds has the choice of whether to hedge back to the NZ dollar or retain a foreign currency exposure. The fund may also take active foreign currency positions by holding non-NZD cash and/or foreign currency derivatives. As at 31 March 2020, the fund's foreign currency exposure was 13.23%.

Key personnel

This shows the directors and employees who have the most impact on the investment decisions of the fund.

Name	Current position	Time in current position	Previous or other position	Time in previous or other position
Michael Lang	Chief Executive and a Director	1 year 6 months	Chief Investment Officer, New Zealand Funds Management Limited	10 years 1 month
James Grigor	Chief Investment Officer and a Principal	1 year 4 months	Senior Portfolio Manager, New Zealand Funds Management Limited	1 year 7 months
David Wilson	Chief Operating Officer - Investments and a Principal	1 year 4 months	Investment Strategist, New Zealand Funds Management Limited	21 years 11 months
Mark Brooks	Head of Income and a Principal	12 years 4 months	Senior Portfolio Manager, Credaris	3 years 4 months
David Haslam	Senior Dealer	3 years 3 months	Equities Trader, UBS NZ	0 years 11 months

Further information

You can also obtain this information, the PDS for the NZ Funds KiwiSaver Scheme, and some additional information from the offer register at www.companiesoffice.govt.nz/disclose/.

Notes

1. The bar graph shows fund returns after the deduction of fees and tax; however, the market index returns are shown before any fees or tax are deducted.
2. Other management and administration charges comprise:
 - (a) operating costs directly incurred by the fund; and
 - (b) annual management fees, performance-based fees and operating costs incurred by underlying funds the fund invests into.

Estimates were used when deriving annual management fees, performance-based fees and operating costs incurred by the following underlying funds the fund invested into.

Fund	Information and assumptions used to make estimates
Suvretta Offshore Fund	The fee and operating cost amount obtained from the manager of the fund was for the year to 31 December 2019. Performance fee amounts are estimated using the same criteria used by the administrator of the fund.
Emerson Point Capital Partners LP	The fee and operating cost amount obtained from the manager of the fund was for the year to 31 December 2019. Performance fee amounts are estimated using the same criteria used by the administrator of the fund.

3. For investors aged 18 or over, the Administration Manager of the NZ Funds KiwiSaver Scheme charges an administration fee of \$3 a month.
4. Targets indicate what are expected to apply over the course of an economic cycle and should be considered as general guidance only. NZ Funds is an active manager and may use investment strategies that differ materially from the targets.
5. The top 10 investments have been compiled using a balance sheet approach. This differs from the approach used in compiling the actual and target investment mixes, which include the impact of derivatives.

Manager

New Zealand Funds Management Limited
Level 16, Zurich House
21 Queen Street
Private Bag 92163
Auckland 1142
Attention: Head of Client Services
Phone 09 377 2277 or 0508 733 337
info@nzfunds.co.nz

Administration Manager

Link Market Services
Level 11, Deloitte Centre
80 Queen Street
PO Box 92050
Auckland 1142
Phone 0800 693 5494
NZFKiwi@linkmarketservices.com