

For the quarter ended 30 September 2021

NZ Funds Advised Portfolio Service Core Inflation Portfolio

This fund update was first made publicly available on 1 November 2021

What is the purpose of this update?

This document tells you how the Core Inflation Portfolio has performed and what fees were charged. The document will help you to compare the fund with other funds. New Zealand Funds Management Limited prepared this update in accordance with the Financial Markets Conduct Act 2013. This information is not audited and may be updated.

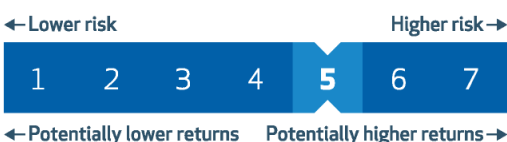
Description of this fund

The objective of the Core Inflation Portfolio is to mitigate the impact of inflation on your investment over the medium and/or long term. The fund is anticipated to mainly hold New Zealand, Australian and international bonds, and New Zealand and Australian shares.

Total value of the fund	₹135,622,061
The date the fund started	26 August 2000

What are the risks of investing?

Risk indicator for the Core Inflation Portfolio:



The risk indicator is rated from 1 (low) to 7 (high). The rating reflects how much the value of the fund's assets goes up and down. A higher risk generally means higher potential returns over time, but more ups and downs along the way.

To help you clarify your own attitude to risk, you can seek financial advice or work out your risk profile at www.nzfunds.co.nz/AdviceSolutions/RiskProfile/

Note that even the lowest category does not mean a risk-free investment, and there are other risks that are not captured by this rating.

The risk indicator is not a guarantee of a fund's future performance. The risk indicator is based on the returns data for the five years to 30 September 2021. While risk indicators are usually relatively stable, they do shift from time to time. The risk indicator will continue to be updated in future fund updates.

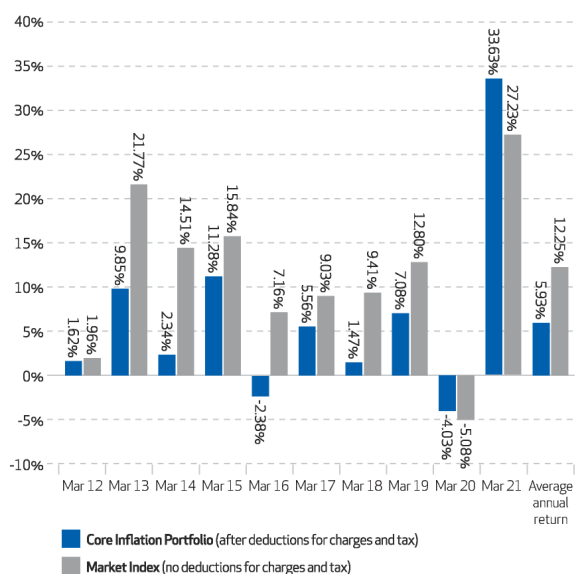
See the Product Disclosure Statement (PDS) for more information about the risks associated with investing in this fund.

How has the fund performed?

	Average over past 5 years	Past year
Annual return (after deductions for charges and tax)	6.20%	16.62%
Annual return (after deductions for charges but before tax)	5.96%	16.92%
Market index annual return (reflects no deduction for charges and tax)	9.99%	16.67%

The market index annual return is based on a composite index calculated using the market indices and weightings set out in the Statement of Investment Policy and Objectives (SIPO). Additional information about the market index is available on the offer register at www.companiesoffice.govt.nz/disclose.

Annual return graph¹



This shows the return after fund charges and tax for each of the last 10 years ending 31 March. The last bar shows the average annual return for the last 10 years, up to 30 September 2021.

Important: This does not tell you how the fund will perform in the future.

Returns in this update are after tax at the highest prescribed investor rate (PIR) of tax for an individual New Zealand resident. Your tax may be lower.

What fees are investors charged?

Investors in the Core Inflation Portfolio are charged fund charges. In the year to 31 March 2021 these were:

	% of net asset value
Total fund charges	5.59%
Which are made up of:	
Total management and administration charges	3.44%
Including:	
Manager's basic fee	2.84%
Other management and administration charges	0.60% (estimate) ²
Total performance-based fees	2.15% ³

For the 12 months to 30 September 2021, NZ Funds' performance fee was 1.77%. As a result, total fund charges for that period totalled 5.15%.

See the PDS for more information about the basis on which performance-based fees are charged.

Investors may also be charged individual action fees for specific actions or decisions (for example, if an investor has a financial adviser and has agreed to pay a fee to the adviser for providing financial advice). NZ Funds does not currently charge any establishment, contribution, termination, withdrawal or switch fees. See the PDS for the NZ Funds Advised Portfolio Service for more information about fees.

Small differences in fees and charges can have a big impact on your investment over the long term.

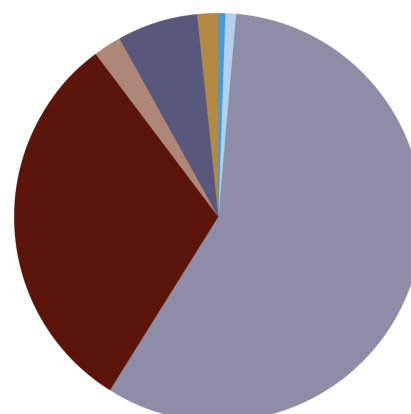
Example of how this applies to an investor

Liam had \$10,000 in the fund at the start of the year and did not make any further contributions. At the end of the year, Liam received a return after fund charges were deducted of \$1,662 (that's 16.62% of his initial \$10,000). Liam did not pay any other charges. This gives Liam a total return after tax of \$1,662 for the year.

What does the fund invest in?

This shows the types of assets that the fund invests in.

Actual investment mix⁴



Cash and cash equivalents	0.67%
International fixed interest	0.75%
Australasian equities	57.47%
International equities	31.04%
Listed property	2.29%
Commodities	6.38%
Other*	1.40%

Target investment mix⁵

Cash and cash equivalents	5%
New Zealand fixed interest	12%
International fixed interest	13%
Australasian equities	64%
International equities	0%
Listed property	6%
Unlisted property	0%
Commodities	0%
Other	0%

*'Other' includes cryptocurrencies (which comprises actual cryptocurrencies and cryptocurrency futures) and alternative securities (investment in total return and/or downside-orientated hedge funds)

What does the fund invest in? (continued)

Top 10 investments

	Name	Percentage of fund net assets	Type	Country	Credit Rating
1	Westpac current account	14.07%	Cash and cash equivalents	New Zealand	A-1+
2	Goldmans Sachs OTC collateral NZD margin account	8.87%	Cash and cash equivalents	United Kingdom	A-1
3	Goldman Sachs NZD margin account	6.55%	Cash and cash equivalents	United Kingdom	A-1
4	Summerset Group Holdings Ltd	6.39%	Australasian equities	New Zealand	
5	Afterpay Ltd	5.09%	Australasian equities	Australia	
6	Infratil	4.60%	Australasian equities	New Zealand	
7	Mainfreight	4.49%	Australasian equities	New Zealand	
8	Contact Energy	4.35%	Australasian equities	New Zealand	
9	Spark New Zealand	4.31%	Australasian equities	New Zealand	
10	Telstra	3.17%	Australasian equities	Australia	

The top 10 investments make up 61.89% of the fund.⁶

NZ Funds actively manages the foreign currency exposure of the fund. Where the fund holds assets denominated in a foreign currency, NZ Funds has the choice of whether to hedge back to the NZ dollar or retain a foreign currency exposure. The fund may also take active foreign currency positions by holding non-NZD cash and/or foreign currency derivatives. As at 30 September 2021, the fund's foreign currency exposure was 7.65%.

Key personnel

This shows the directors and employees who have the most impact on the investment decisions of the fund.

Name	Current position	Time in current position	Previous or other position	Time in previous or other position
Michael Lang	Chief Executive and a Director	3 years	Chief Investment Officer, New Zealand Funds Management Limited	10 years 1 month
James Grigor	Chief Investment Officer and a Principal	2 years 10 months	Senior Portfolio Manager, New Zealand Funds Management Limited	1 year 7 months
Mark Brooks	Head of Income and a Principal	13 years 10 months	Senior Portfolio Manager, Credaris	3 years 4 months
Andrew Curtayne	Senior Portfolio Manager	1 year 5 months	Senior Analyst, Melqart Asset Management	3 years 8 months
David Haslam	Senior Dealer	4 years 9 months	Equities Trader, UBS NZ	0 years 11 months

Further information

You can also obtain this information, the PDS for the NZ Funds Advised Portfolio Service, and some additional information from the offer register at www.companiesoffice.govt.nz/disclose/.

Notes

1. The bar graph shows fund returns after the deduction of fees and tax; however, the market index returns are shown before any fees or tax are deducted.
2. Other management and administration charges comprise:
 - (a) operating costs directly incurred by the fund; and
 - (b) annual management fees, performance-based fees and operating costs incurred by underlying funds the fund invests into.

Estimates were used when deriving annual management fees, performance-based fees and operating costs incurred by the following underlying funds the fund invested into.

Fund	Information and assumptions used to make estimates
-------------	---

Galaxy Institutional Bitcoin Fund	The fee and operating cost amount obtained from the manager of the fund was for the year to 31 December 2020.
--------------------------------------	---

3. Total performance based fees are paid with respect to certain related underlying funds managed by NZ Funds and are payable where performance of the underlying funds exceeds the hurdle rate. Details of the underlying funds to which a performance fee applies can be found in the PDS, along with details of the hurdle rate and the percentage amount of the performance fee applying to each underlying fund.
4. NZ Funds uses derivatives as part of its active management approach. The use of derivatives can result in the total economic exposure of the fund exceeding 100% which means the fund is leveraged. Where economic exposure exceeds 100%, the actual investment mix pie graph has been scaled to 100%.

Without scaling, the total economic exposure of the fund, as shown in the actual investment mix would be 149.19%, made up as follows: Cash and cash equivalents 1.00%; International fixed interest 1.11%; Australasian equities 85.74%; International equities 46.32%; Listed property 3.41%; Commodities 9.52% and Other 2.09%.

For more information on economic exposure, see the Other Material Information document.

5. Targets indicate what are expected to apply over the course of an economic cycle and should be considered as general guidance only. NZ Funds is an active manager and may use investment strategies that differ materially from the targets.
6. The top 10 investments have been compiled using a balance sheet approach. This differs from the approach used in compiling the actual and target investment mixes, which include the impact of derivatives.

Manager

New Zealand Funds Management Limited
Level 16
21 Queen Street
Private Bag 92163
Auckland 1142
New Zealand

Attention: Chief Operating Officer - Clients

Phone 09 377 2277 or 0508 733 337
E. info@nzfunds.co.nz
www.nzfunds.co.nz