

For the quarter ended 30 September 2020

NZ Funds Advised Portfolio Service Core Growth Portfolio

This fund update was first made publicly available on 29 October 2020

What is the purpose of this update?

This document tells you how the Core Growth Portfolio has performed and what fees were charged. The document will help you to compare the fund with other funds. New Zealand Funds Management Limited prepared this update in accordance with the Financial Markets Conduct Act 2013. This information is not audited and may be updated.

Description of this fund

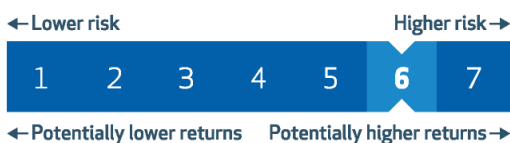
The objective of the Core Growth Portfolio is to grow your investment over the long term. The fund is anticipated to mainly hold hedge funds and/or international shares.

Total value of the fund \$121,407,489

The date the fund started 31 October 2008

What are the risks of investing?

Risk indicator for the Core Growth Portfolio:



The risk indicator is rated from 1 (low) to 7 (high). The rating reflects how much the value of the fund's assets goes up and down. A higher risk generally means higher potential returns over time, but more ups and downs along the way.

To help you clarify your own attitude to risk, you can seek financial advice or work out your risk profile at www.nzfunds.co.nz/AdviceSolutions/RiskProfile/

Note that even the lowest category does not mean a risk-free investment, and there are other risks that are not captured by this rating.

The risk indicator is not a guarantee of a fund's future performance. The risk indicator is based on the returns data for the five years to 30 September 2020. While risk indicators are usually relatively stable, they do shift from time to time. The risk indicator will continue to be updated in future fund updates.

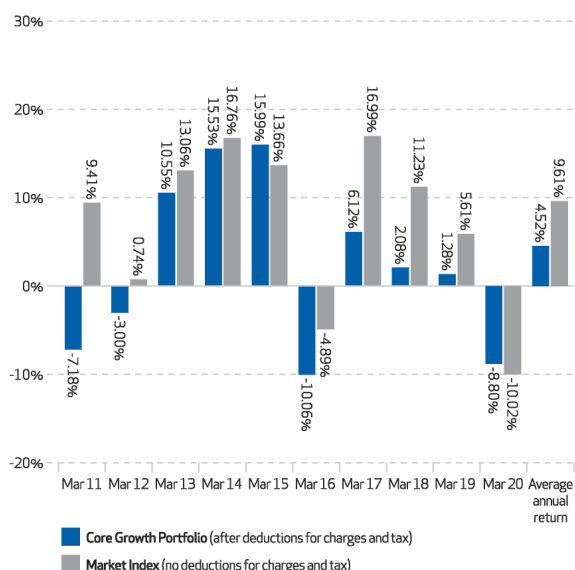
See the Product Disclosure Statement (PDS) for more information about the risks associated with investing in this fund.

How has the fund performed?

	Average over past 5 years	Past year
Annual return (after deductions for charges and tax)	1.72%	12.78%
Annual return (after deductions for charges but before tax)	1.88%	13.93%
Market index annual return (reflects no deduction for charges and tax)	10.26%	9.05%

The market index annual return is based on the MSCI All Countries World Daily TR Net Local Currency. Additional information about the market index is available on the offer register at www.companiesoffice.govt.nz/disclose.

Annual return graph¹



This shows the return after fund charges and tax for each of the last 10 years ending 31 March. The last bar shows the average annual return for the last 10 years, up to 30 September 2020.

Important: This does not tell you how the fund will perform in the future.

Returns in this update are after tax at the highest prescribed investor rate (PIR) of tax for an individual New Zealand resident. Your tax may be lower.

What fees are investors charged?

Investors in the Core Growth Portfolio are charged fund charges. In the year to 31 March 2020 these were:

	% of net asset value
Total fund charges	3.06%
Which are made up of:	
Total management and administration charges	3.06%
Including:	
Manager's basic fee	2.52%
Other management and administration charges*	0.54% (estimate) ²
Total performance-based fees	0.00%

*Note: Included within 'Other management and administration charges' are performance-based fees charged by external managers of underlying funds that the fund invested into which totalled 0.17%. Performance-based fees are subject to market movements and manager performance and the amount of these fees for any given period may materially differ from those disclosed for the year to 31 March 2020. For the 12 months to 30 September 2020, external manager performance fees were estimated to be 0.75% and total fund charges for that period were 3.57%.

See the PDS for more information about the basis on which performance-based fees are charged.

Investors may also be charged individual action fees for specific actions or decisions (for example, if an investor has a financial adviser and has agreed to pay a fee to the adviser for providing financial advice). NZ Funds does not currently charge any establishment, contribution, termination, withdrawal or switch fees. See the PDS for the NZ Funds Advised Portfolio Service for more information about fees.

Small differences in fees and charges can have a big impact on your investment over the long term.

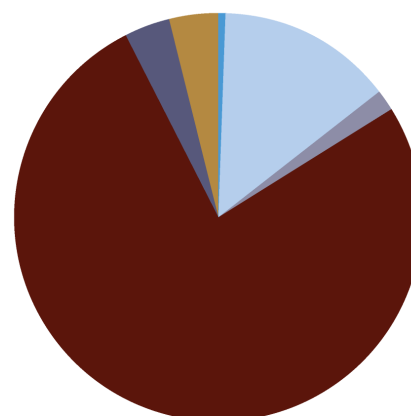
Example of how this applies to an investor

Liam had \$10,000 in the fund at the start of the year and did not make any further contributions. At the end of the year, Liam received a return after fund charges were deducted of \$1,278 (that's 12.78% of his initial \$10,000). Liam did not pay any other charges. This gives Liam a total return after tax of \$1,278 for the year.

What does the fund invest in?

This shows the types of assets that the fund invests in.

Actual investment mix



Cash and cash equivalents	0.65%
New Zealand fixed interest	0.12%
International fixed interest	13.94%
Australasian equities	1.61%
International equities	76.24%
Commodities	3.60%
Other*	3.84%

Target investment mix³

Cash and cash equivalents	0%
New Zealand fixed interest	0%
International fixed interest	0%
Australasian equities	0%
International equities	80%
Listed property	0%
Unlisted property	0%
Commodities	0%
Other*	20%

*'Other' includes cryptocurrencies (which comprises actual cryptocurrencies and cryptocurrency futures) and alternative securities (investment in total return and/or downside-orientated hedge funds)

What does the fund invest in? (continued)

Top 10 investments

	Name	Percentage of fund net assets	Type	Country	Credit Rating
1	Suvretta Offshore Fund	17.38%	International equities	Cayman Islands	
2	Westpac current account	13.85%	Cash and cash equivalents	New Zealand	A-1+
3	Goldman Sachs NZD margin account	11.32%	Cash and cash equivalents	United Kingdom	A-1
4	Goldman Sachs USD margin account	10.23%	Cash and cash equivalents	United Kingdom	A-1
5	Emerson Point Capital Partners LP	9.42%	International equities	United States of America	
6	Uber Technologies Inc	5.13%	International equities	United States of America	
7	Credit Default Swaps	4.22%	International fixed interest	United States of America	Not rated
8	Kiwibank bank bill 05/11/2020	3.97%	Cash and cash equivalents	New Zealand	A-1
9	Westpac bank bill 27/10/2020	3.06%	Cash and cash equivalents	New Zealand	A-1+
10	BNZ bank bill 06/11/2020	3.06%	Cash and cash equivalents	New Zealand	A-1+

The top 10 investments make up 81.64% of the fund.⁴

NZ Funds actively manages the foreign currency exposure of the fund. Where the fund holds assets denominated in a foreign currency, NZ Funds has the choice of whether to hedge back to the NZ dollar or retain a foreign currency exposure. The fund may also take active foreign currency positions by holding non-NZD cash and/or foreign currency derivatives. As at 30 September 2020, the fund's foreign currency exposure was 25.17%.

Key personnel

This shows the directors and employees who have the most impact on the investment decisions of the fund.

Name	Current position	Time in current position	Previous or other position	Time in previous or other position
Michael Lang	Chief Executive and a Director	2 years	Chief Investment Officer, New Zealand Funds Management Limited	10 years 1 month
James Grigor	Chief Investment Officer and a Principal	1 year 10 months	Senior Portfolio Manager, New Zealand Funds Management Limited	1 year 7 months
David Wilson	Chief Operating Officer - Investments and a Principal	1 year 10 months	Investment Strategist, New Zealand Funds Management Limited	21 years 11 months
Mark Brooks	Head of Income and a Principal	12 years 10 months	Senior Portfolio Manager, Credaris	3 years 4 months
David Haslam	Senior Dealer	3 years 9 months	Equities Trader, UBS NZ	0 years 11 months

Further information

You can also obtain this information, the PDS for the NZ Funds Advised Portfolio Service, and some additional information from the offer register at www.companiesoffice.govt.nz/disclose/.

Notes

1. The bar graph shows fund returns after the deduction of fees and tax; however, the market index returns are shown before any fees or tax are deducted.
2. Other management and administration charges comprise:
 - (a) operating costs directly incurred by the fund; and
 - (b) annual management fees, performance-based fees and operating costs incurred by underlying funds the fund invests into.

Estimates were used when deriving annual management fees, performance-based fees and operating costs incurred by the following underlying funds the fund invested into.

Fund	Information and assumptions used to make estimates
Suvretta Offshore Fund	The fee and operating cost amount obtained from the manager of the fund was for the year to 31 December 2019. Performance fee amounts are estimated using the same criteria used by the administrator of the fund.
Emerson Point Capital Partners LP	The fee and operating cost amount obtained from the manager of the fund was for the year to 31 December 2019. Performance fee amounts are estimated using the same criteria used by the administrator of the fund.

3. Targets indicate what are expected to apply over the course of an economic cycle and should be considered as general guidance only. NZ Funds is an active manager and may use investment strategies that differ materially from the targets.
4. The top 10 investments have been compiled using a balance sheet approach. This differs from the approach used in compiling the actual and target investment mixes, which include the impact of derivatives.

Manager

New Zealand Funds Management Limited
Level 16
21 Queen Street
Private Bag 92163
Auckland 1142
New Zealand

Attention: Chief Operating Officer - Clients

Phone 09 377 2277 or 0508 733 337
E. info@nzfunds.co.nz
www.nzfunds.co.nz