

For the quarter ended 30 September 2019

NZ Funds Managed Portfolio Service Core Cash Portfolio

This fund update was first made publicly available on 29 October 2019

What is the purpose of this update?

This document tells you how the Core Cash Portfolio has performed and what fees were charged. The document will help you to compare the fund with other funds. New Zealand Funds Management Limited prepared this update in accordance with the Financial Markets Conduct Act 2013. This information is not audited and may be updated.

Description of this fund

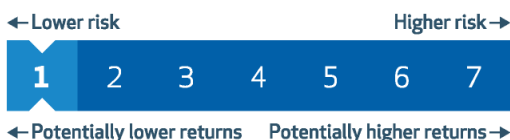
The objective of the Core Cash Portfolio is to provide a source of capital by primarily investing in income assets using an active management approach. It is anticipated that the fund will mainly hold cash and cash equivalents. It may also invest in Australasian bonds and international bonds.

Total value of the fund	\$37,574,755
-------------------------	--------------

The date the fund started 28 February 2008

What are the risks of investing?

Risk indicator for the Core Cash Portfolio:



The risk indicator is rated from 1 (low) to 7 (high). The rating reflects how much the value of the fund's assets goes up and down. A higher risk generally means higher potential returns over time, but more ups and downs along the way.

To help you clarify your own attitude to risk, you can seek financial advice or work out your risk profile at www.nzfunds.co.nz/AdviceSolutions/RiskProfile/

Note that even the lowest category does not mean a risk-free investment, and there are other risks that are not captured by this rating.

The risk indicator is not a guarantee of a fund's future performance. The risk indicator is based on the returns data for the five years to 30 September 2019. While risk indicators are usually relatively stable, they do shift from time to time. The risk indicator will continue to be updated in future fund updates.

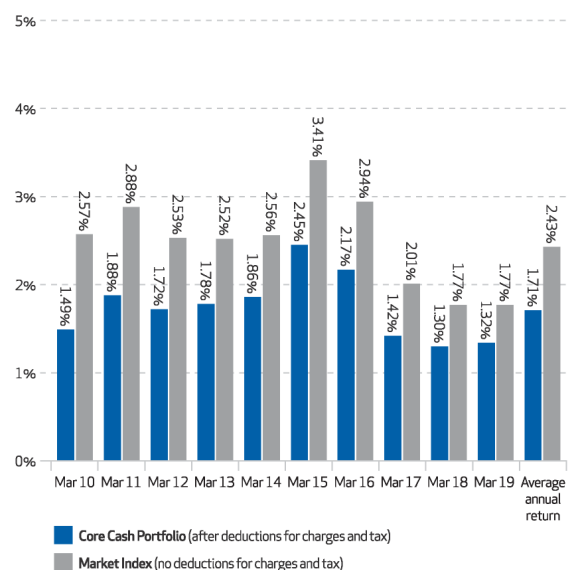
See the Product Disclosure Statement (PDS) for more information about the risks associated with investing in this fund.

How has the fund performed?

	Average over past 5 years	Past year
Annual return (after deductions for charges and tax)	1.59%	1.12%
Annual return (after deductions for charges but before tax)	2.21%	1.56%
Market index annual return (reflects no deduction for charges and tax)	2.19%	1.59%

The market index annual return is based on the S&P/NZX Call Rate Deposit Index Total Return. Additional information about the market index is available on the offer register at www.companiesoffice.govt.nz/disclose.

Annual return graph¹



This shows the return after fund charges and tax for each of the last 10 years ending 31 March. The last bar shows the average annual return for the last 10 years, up to 30 September 2019.

Important: This does not tell you how the fund will perform in the future.

Returns in this update are after tax at the highest prescribed investor rate (PIR) of tax for an individual New Zealand resident. Your tax may be lower.

What fees are investors charged?

Investors in the Core Cash Portfolio are charged fund charges. In the year to 31 March 2019 these were:

	% of net asset value
Total fund charges	0.40%
Which are made up of:	
Total management and administration charges	0.40%
Including:	
Manager's basic fee	0.15%
Other management and administration charges*	0.25%
Total performance-based fees	n/a

*Note: On 1 April 2019, NZ Funds' management fee increased to 0.40%. As a result, total annual fund charges for the next scheme year are estimated to be 0.65%. For more information on current fees and charges, see the PDS.

Investors may also be charged individual action fees for specific actions or decisions (for example, for withdrawing from or switching funds). See the PDS for the NZ Funds Managed Portfolio Service for more information about those fees.

Small differences in fees and charges can have a big impact on your investment over the long term.


Example of how this applies to an investor

Liam had \$10,000 in the fund at the start of the year and did not make any further contributions. At the end of the year, Liam received a return after fund charges were deducted of \$112 (that's 1.12% of his initial \$10,000). Liam did not pay any other charges. This gives Liam a total return after tax of \$112 for the year.

What does the fund invest in?

This shows the types of assets that the fund invests in.

Actual investment mix



■ Cash and cash equivalents 100.00%

Target investment mix²

Cash and cash equivalents	100%
New Zealand fixed interest	0%
International fixed interest	0%
Australasian equities	0%
International equities	0%
Listed property	0%
Unlisted property	0%
Commodities	0%
Other	0%

What does the fund invest in? (continued)

Top 10 investments

	Name	Percentage of fund net assets	Type	Country	Credit Rating
1	Westpac 32 day term deposit	51.33%	Cash and cash equivalents	New Zealand	A-1+
2	Kiwibank bank bill 05/11/2019	15.83%	Cash and cash equivalents	New Zealand	A-1+
3	BNZ bank bill 07/11/2019	15.83%	Cash and cash equivalents	New Zealand	A-1+
4	Kiwibank bank bill 28/10/2019	6.09%	Cash and cash equivalents	New Zealand	A-1
5	BNZ bank bill 31/10/2019	6.09%	Cash and cash equivalents	New Zealand	A-1+
6	BNZ bank bill 03/12/2019	3.65%	Cash and cash equivalents	New Zealand	A-1+
7	Westpac current account	1.58%	Cash and cash equivalents	New Zealand	A-1+
8	Citibank New Zealand NZD current account	1.24%	Cash and cash equivalents	United States of America	A-1

The top 10 investments make up 101.64% of the fund.

Key personnel

This shows the directors and employees who have the most impact on the investment decisions of the fund.

Name	Current position	Time in current position	Previous or other position	Time in previous or other position
Michael Lang	Chief Executive and a Director	1 year	Chief Investment Officer, New Zealand Funds Management Limited	10 years 1 month
James Grigor	Chief Investment Officer and a Principal	0 years 10 months	Senior Portfolio Manager, New Zealand Funds Management Limited	1 year 7 months
David Haslam	Senior Dealer	2 years 9 months	Equities Trader, UBS NZ	0 years 11 months
Mark Brooks	Head of Income and a Principal	11 years 10 months	Senior Portfolio Manager, Credaris	3 years 4 months
David Wilson	Chief Operating Officer - Investments and a Principal	0 years 10 months	Investment Strategist, New Zealand Funds Management Limited	21 years 11 months

Further information

You can also obtain this information, the PDS for the NZ Funds Managed Portfolio Service, and some additional information from the offer register at www.companiesoffice.govt.nz/disclose/.

Notes

1. The bar graph shows fund returns after the deduction of fees and tax; however, the market index returns are shown before any fees or tax are deducted.
2. The fund does not have a target investment mix. For the purposes of this update, the target investment mix has been compiled using the actual investment mix. NZ Funds is an active investment manager and as a result the actual investment mix and target investment mix will change in the future and changes may be material.

Manager

New Zealand Funds Management Limited
Level 16, Zurich House
21 Queen Street
Private Bag 92163
Auckland 1142
Attention: Head of Client Services
Phone 09 377 2277 or 0508 733 337
info@nzfunds.co.nz