

For the quarter ended 31 December 2019

## NZ Funds Advised Portfolio Service\* Core Income Portfolio

This fund update was first made publicly available on 13 February 2020

### What is the purpose of this update?

This document tells you how the Core Income Portfolio has performed and what fees were charged. The document will help you to compare the fund with other funds. New Zealand Funds Management Limited prepared this update in accordance with the Financial Markets Conduct Act 2013. This information is not audited and may be updated.

### Description of this fund

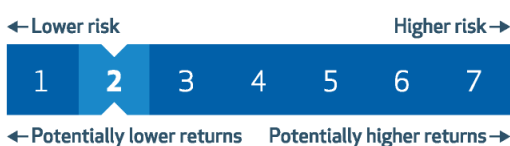
The objective of the Core Income Portfolio is to provide exposure to income assets. The fund is anticipated to hold mainly Australasian bonds.

Total value of the fund \$127,635,565

The date the fund started 23 July 2008

### What are the risks of investing?

Risk indicator for the Core Income Portfolio:



The risk indicator is rated from 1 (low) to 7 (high). The rating reflects how much the value of the fund's assets goes up and down. A higher risk generally means higher potential returns over time, but more ups and downs along the way.

To help you clarify your own attitude to risk, you can seek financial advice or work out your risk profile at [www.nzfunds.co.nz/AdviceSolutions/RiskProfile/](http://www.nzfunds.co.nz/AdviceSolutions/RiskProfile/)

Note that even the lowest category does not mean a risk-free investment, and there are other risks that are not captured by this rating.

The risk indicator is not a guarantee of a fund's future performance. The risk indicator is based on the returns data for the five years to 31 December 2019. While risk indicators are usually relatively stable, they do shift from time to time. The risk indicator will continue to be updated in future fund updates.

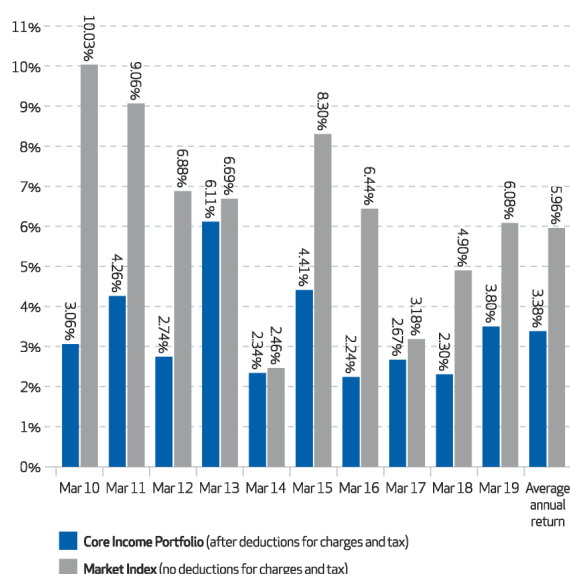
See the Product Disclosure Statement (PDS) for more information about the risks associated with investing in this fund.

### How has the fund performed?

	Average over past 5 years	Past year
<b>Annual return</b> (after deductions for charges and tax)	2.88%	3.73%
<b>Annual return</b> (after deductions for charges but before tax)	4.00%	5.20%
<b>Market index annual return</b> (reflects no deduction for charges and tax)	5.15%	5.32%

The market index annual return is based on the S&P/NZX Investment Grade Corporate Bond Index Total Return. Additional information about the market index is available on the offer register at [www.companiesoffice.govt.nz/disclose](http://www.companiesoffice.govt.nz/disclose).

#### Annual return graph<sup>1</sup>



This shows the return after fund charges and tax for each of the last 10 years ending 31 March. The last bar shows the average annual return for the last 10 years, up to 31 December 2019.

**Important:** This does not tell you how the fund will perform in the future.

Returns in this update are after tax at the highest prescribed investor rate (PIR) of tax for an individual New Zealand resident. Your tax may be lower.

\*Previously known as the NZ Funds Managed Portfolio Service.

## What fees are investors charged?

Investors in the Core Income Portfolio are charged fund charges. In the year to 31 March 2019 these were:

	% of net asset value
<b>Total fund charges</b>	1.51%
Which are made up of:	
<b>Total management and administration charges</b>	1.51%
Including:	
Manager's basic fee	0.80%
Other management and administration charges	0.71%
<b>Total performance-based fees</b>	n/a <sup>†</sup>

<sup>†</sup>From 1 April 2019, a performance-based fee may be charged in certain related underlying funds. For more information, see the PDS.

Investors may also be charged individual action fees for specific actions or decisions (for example, for withdrawing from or switching funds). See the PDS for the NZ Funds Advised Portfolio Service for more information about those fees.

Small differences in fees and charges can have a big impact on your investment over the long term.

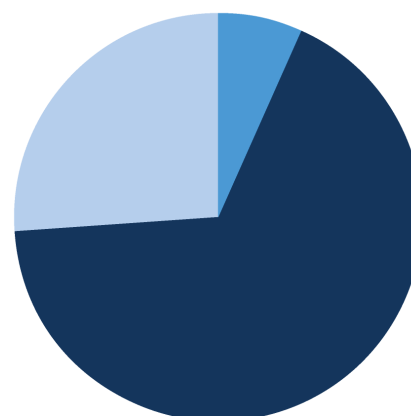
## Example of how this applies to an investor

Liam had \$10,000 in the fund at the start of the year and did not make any further contributions. At the end of the year, Liam received a return after fund charges were deducted of \$373 (that's 3.73% of his initial \$10,000). Liam did not pay any other charges. This gives Liam a total return after tax of \$373 for the year.

## What does the fund invest in?

This shows the types of assets that the fund invests in.

### Actual investment mix



Cash and cash equivalents	6.83%
New Zealand fixed interest	67.32%
International fixed interest	25.85%

### Target investment mix<sup>2</sup>

Cash and cash equivalents	5%
New Zealand fixed interest	80%
International fixed interest	15%
Australasian equities	0%
International equities	0%
Listed property	0%
Unlisted property	0%
Commodities	0%
Other	0%

## What does the fund invest in? (continued)

### Top 10 investments

	Name	Percentage of fund net assets	Type	Country	Credit Rating
1	Vector Ltd 4.996% 14/03/2024	8.99%	New Zealand fixed interest	New Zealand	Not rated
2	Insurance Australia Group 5.15% 15/06/2043	6.71%	New Zealand fixed interest	New Zealand	BBB
3	Westpac Banking 4.695% 01/09/2026	5.87%	New Zealand fixed interest	New Zealand	BBB
4	Transpower New Zealand 1.735% 04/09/2025	5.57%	New Zealand fixed interest	New Zealand	AA-
5	WEL Networks 4.9% 02/08/2023	5.13%	New Zealand fixed interest	New Zealand	Not rated
6	NEXTDC 6% 09/06/2022	4.67%	International fixed interest	Australia	Not rated
7	Precinct Properties New Zealand 4.42% 27/11/2024	4.37%	New Zealand fixed interest	New Zealand	Not rated
8	Property for Industry 4.59% 28/11/2024	4.03%	New Zealand fixed interest	New Zealand	Not rated
9	Fletcher Building Industries 5.8% 15/03/2020	4.03%	New Zealand fixed interest	New Zealand	Not rated
10	BlueScope Steel Finance USA 4.625% 25/05/2023	3.93%	International fixed interest	Australia	BBB-

The top 10 investments make up 53.30% of the fund.<sup>3</sup>

NZ Funds actively manages the foreign currency exposure of the fund. Where the fund holds assets denominated in a foreign currency, NZ Funds has the choice of whether to hedge back to the NZ dollar or retain a foreign currency exposure. The fund may also take active foreign currency positions by holding non-NZD cash and/or foreign currency derivatives. As at 31 December 2019, the fund's foreign currency exposure was 1.09%.

## Key personnel

This shows the directors and employees who have the most impact on the investment decisions of the fund.

Name	Current position	Time in current position	Previous or other position	Time in previous or other position
Michael Lang	Chief Executive and a Director	1 year 3 months	Chief Investment Officer, New Zealand Funds Management Limited	10 years 1 month
James Grigor	Chief Investment Officer and a Principal	1 year 1 month	Senior Portfolio Manager, New Zealand Funds Management Limited	1 year 7 months
Mark Brooks	Head of Income and a Principal	12 years 1 month	Senior Portfolio Manager, Credaris	3 years 4 months
David Wilson	Chief Operating Officer - Investments and a Principal	1 year 1 month	Investment Strategist, New Zealand Funds Management Limited	21 years 11 months
David Haslam	Senior Dealer	3 years	Equities Trader, UBS NZ	0 years 11 months

## Further information

---

You can also obtain this information, the PDS for the NZ Funds Advised Portfolio Service, and some additional information from the offer register at [www.companiesoffice.govt.nz/disclose/](http://www.companiesoffice.govt.nz/disclose/).

## Notes

1. The bar graph shows fund returns after the deduction of fees and tax; however, the market index returns are shown before any fees or tax are deducted.
2. Targets indicate what are expected to apply over the course of an economic cycle and should be considered as general guidance only. NZ Funds is an active manager and may use investment strategies that differ materially from the targets.
3. The top 10 investments have been compiled using a balance sheet approach. This differs from the approach used in compiling the actual and target investment mixes, which include the impact of derivatives.

**Manager**

New Zealand Funds Management Limited  
Level 16, Zurich House  
21 Queen Street  
Private Bag 92163  
Auckland 1142  
Attention: Head of Client Services  
Phone 09 377 2277 or 0508 733 337  
info@nzfunds.co.nz